



ISD *Connection*

The Official Newsletter of the International Society of Dermatology

Vol. 9, No.1 • Winter 2015

ISD Shines at 4th CCD in the Philippines



4th Continental Congress of Dermatology, Manila



In This Issue

President's Letter, ISD Reception at AAD	2
Secretary-General's Letter	3
Members Making a Difference	4-5
ISD Mentorship Program.	5
4 th CCD Highlights.	6-9

Global Dermatology	10-11
International Congress of Dermatology, Cosmetic and Laser Meeting.	11
1st Transcaucasus Int'l Congress on Photodermatology and Skin Cancer	12

Meetings Calendar.	12
XII ICD.	13
Members in the News, In Memoriam	14
Membership Application	15
ISD Board of Directors	16

FROM THE PRESIDENT

CELEBRATING 56 YEARS OF **I**NTegrity, **S**ERVICE AND **D**EDICATION TO DERMATOLOGY EDUCATION

In the *ISD Connection* Fall 2014 issue, I wrote about the FIRST LADIES OF ISD currently occupying key positions with the Board of Directors or standing committees. We laud their commitment as they continue to contribute to ISD's advocacy to promote dermatology worldwide.

Down memory lane, let us not forget the GENTLEMEN who started it all in 1959. Doctors Aldo Castellani and Frederick Reiss founded the Society, which initially was named "International Society of Tropical Dermatology". The former became the first President and the latter became the first Secretary-General. The idea of having an international congress was made a reality in Naples, Italy, with Prof. Pietro Cerutti as the first Congress President. Indeed all the congresses, except for one (Prague 2009), had men at the helm.

The journey of ISD for better education among its members across the globe continues. The *International Journal of Dermatology* had Dr. Vincent Derbes as its first Editor-in-Chief. The regional meetings, which commenced in 1962 in



Mumbai, India, was conceptualized by the founders – as well as the popular Continental Congresses, which started in 2010, have encompassed four continents to date.


The Community Dermatology and Climate Change task forces, initiated and led by Drs. Terence Ryan and Sig Muller, are indeed great contributions and ongoing projects!

To date, I am happy to share with you that ISD has a total of 76 dermatologists availing of the mentorship program which started in 2006. There are now about 660 international travel/young leadership grants, over 45 regional meetings since 2000 and four continental congresses. To our growing number of members, particularly the young dermatologists, the Society is steadfast in continuing its thrust to create venues for you to update your knowledge and hone your skills. Be inspired to share the learning with colleagues and translate them to better patient care and management.

HAPPY 2015! May this year be another exciting and fruitful year for all of us.

Mabuhay!

Evangeline B. Handog, MD



Evangeline B. Handog, MD (Philippines)
ISD President

Save the Date & Share Your Love for ISD at AAD

ISD Reception

at the 2015 AAD Annual Meeting
in San Francisco

Monday, March 23, 2015

5:30 PM – 7:30 PM

Marriott Marquis

Room Golden Gate C2

Arrive early to meet
ISD President
Dr. Evangeline Handog
from 4:30 - 5:30 PM


Before you leave your heart in San Francisco, join your ISD colleagues and welcome new members for the annual ISD reception. It's a great chance to have fun while learning about the exciting ISD activities underway, including plans for the XII International Congress of Dermatology in Argentina in 2017.

RSVP today at www.intsocderm.org. See you there!



FROM THE SECRETARY-GENERAL

As you are well aware, our Society is an international network of dermatologists with more than 2,000 members throughout the world. We have started the New Year and already planning new meetings for you. However, as your Secretary-General, I would like – in a few words – to summarize the last year’s events.



During the past year, the ISD Executive Committee has been working hard to fulfill the purpose and objectives of the Society, in particular to have regional meetings on a regular basis with the goal of extending the activities of the Society.

I am pleased to share with you the overall success and achievements of regional meetings in Colombia, Georgia, and Iran; three countries representing three continents of the world. The scientific and practical sessions of these meetings brought the latest information in all aspects of our specialty, including clinical, surgical, and aesthetic dermatology to diverse local audiences.

The achievements of the meetings can be measured by a few parameters, but one of them is our new members, our colleagues, who will join ISD. They will maintain the membership, participate in a number of projects and serve on our committees. The Society would like to recruit more young and not-so-young dermatologists from around the world to engage in the Society’s activities and to become ISD members.

In this sense, the overwhelming success of the 4th Continental Congress of Dermatology that took place in Manila, Philippines, is still reverberating within our community. More than 50 new Filipino dermatologists became members of our Society. In this issue, you can read about details of CCD scientific sessions, exhilarating social events, and Asian hospitality. But believe me, it does not do justice to describe the Congress – one needs to *be there* to experience all the benefits, including the professional and social ambiance of the venue.

Certainly, to match the success of the last year, we need to work together and on a regular basis provide ISD members with information about current activities and future meetings, as well as the everyday life of the Society.

The 2015 program is full of exciting professional meetings, meticulously planned to combine state-of-the-art formal dermatological sessions with rich local cultural events and time to socialize. I personally encourage every one of you to consider attending regional ISD meetings in India, Kazakhstan, and Germany – three meetings again representing three continents of the world.

Undoubtedly, the World Congress of Dermatology taking place in Vancouver, Canada, June 8-13, 2015, is the most-anticipated show of the year, and we will be there! Let’s first meet in March at AAD in San Francisco to connect with old friends and make new ones, and inspire ourselves with new projects helping with dermatological knowledge and care around world communities in Africa, Eastern Europe, the Middle East and Asia. There are so many opportunities for you to become a mentor, a sponsor, a volunteer, a skin community organizer, and an ISD ambassador of goodwill.

Please don’t hesitate to let me know what you think about the newsletter, published in English and now once yearly in Spanish, the web page, Facebook activities, and the regional meetings. I will be delighted not only to receive your opinion or suggestion, but also to accept your help to make ISD tasks more effective. Let’s aim to bolster the image of ISD in step with overwhelming social media involvement.

Sincerely yours,

Nellie Konnikov, M.D.

Nellie Konnikov, MD
Secretary-General, International Society of Dermatology



Dr. Nellie Konnikov (center, in red hat) and fellow attendees of the 1st Transcaucasus International Congress on Photodermatology and Skin Cancer enjoy local sites in Georgia as part of the many sightseeing opportunities available for participants.



International Society of Dermatology
2323 North State Street # 30 · Bunnell, FL 32110 USA
Phone: (386) 437-4405
Fax: (386) 437-4427
E-mail: info@intsocderm.org
Web site: www.intsocderm.org

ISD Connection Winter 2015 · Vol. 9, No. 1

Copyright © 2015 ISD. All rights reserved.

Dedee Murrell, BMBCh, MD,
FACD (Australia)
Chair, Communications
Committee

Evangeline B. Handog, MD
(Philippines)
Editorial Advisor

Maria Juliet Macarayo, MD
(Philippines)
Editor

Esperanza Welsh, MD (Mexico)
Associate Editor

Karen Sideris (United States)
Managing Editor

Cindy Froehlich (United States)
Executive Director



ISD Member Makes Volunteerism Her Mission in Vietnam

Staying true to the ISD’s mission of participating in the global exchange of information among dermatologists by teaching dermatology in developing countries, ISD member Dr. Dedee Murrell (Australia) traveled to Vietnam in 2011 and then again in 2014 to volunteer with the non-profit organization Helping Orphans Worldwide (HOW) Inc. Dr. Murrell presented the latest advances in managing EB to healthcare workers and provided much-needed care to children affected by this chronic skin disease. She even hosted a Vietnamese pathologist who traveled from Hanoi to her department in Sydney to learn IF mapping, which is a critical step in diagnosing EB.

Here, Hillary Joi Brown, Founder and Executive Director of HOW, and Dr. Murrell share the importance of volunteerism – especially for those in greatest need.

What is the goal of HOW and what led you to start this unique non-profit organization?

Hillary: Since HOW’s founding in 2007, its goal is to develop long-term, self-sustaining programs that will have a positive and lasting impact on those who once had nowhere else to turn. We support best practice charities through funding and collaborative projects with the help of visiting doctors and professionals. We also provide direct support through programs assisting in community and medical education.

Can you describe the ways in which Dr. Murrell helped both patients and caregivers?

Hillary: Dr. Dedee Murrell has been so helpful and such an inspiration to so many, not only to understand EB but to know how important it is to do IF mapping and determine the type of EB. Even in developing countries where it is very difficult to communicate or even find a dermatologist, we find a way to bring awareness not only to the doctors and nurses but to the public and caregivers to provide proper treatment, nutrition, and local wound care supplies. Dr. Murrell was generous enough to give her time and knowledge and to meet with some of the children and families, giving them the attention they deserve. We are truly grateful for her gentle ways and flexibility in difficult situations. What a gift.

How can ISD members get involved with HOW and what volunteer opportunities are available?

Hillary: HOW is in need of grants or other funding for IF mapping and blood transfusions, as there is only one hospital that is capable enough to help children living with EB in the South of Vietnam. Thanks to Dr. Murrell and Dr. Azad from Bahrain,

HOW has trained over 500 doctors and 300 nurses. At this time, we will not be holding additional training seminars. The best way to help at this point would be to donate funds for IF mapping or good hospitalization, or to provide a source to send the IF mapping.

What is Epidermolysis bullosa (EB) and why is it such a difficult disease to manage?


Dr. Murrell: EB is an umbrella term for a genetic skin fragility disorder which usually presents in babies with blisters and painful erosions/ulcers caused by normal skin contact, owing to weakness of one of 20 crucial proteins that hold the skin together. The condition may also affect internal membranes, causing bleeding and pain. As no replacement has yet been developed, the only controlling measure so far is protective non-stick dressings for the skin trauma/wounds, pain killers and replacement of blood/iron and other nutrients lost through internal bleeding. These treatments are very expensive and often dressings are not covered by health insurance, as they are not “drugs”.

For EB patients in underdeveloped countries such as Vietnam, what are some of the unique challenges they face in getting proper care?

Dr. Murrell: The main skin problems in poorer countries are infections. Exotic and rare conditions, such as EB, are not usually covered by any state insurance and as the treatments are non-curative and life-long, they are expensive. There is often a lack of interest in “orphan” diseases when there are so many other common and treatable conditions to manage. Managing EB takes up a lot of time.



Dr. Dedee Murrell



Hillary Joi Brown



Dr. Dedee Murrell (left) examines a baby with EB

While there is no cure for EB, are there any new therapies either currently in use or on the horizon that can aid in managing EB or improving patients' quality of life? Have there been any strides made in treating EB over the years?

Dr. Murrell: One of the most severe forms of EB is recessive dystrophic EB (RDEB) which is due to a reduction or absence of collagen VII protein in the skin and stratified squamous epithelia. Collagen VII has been artificially synthesized and trials are currently in progress to assess the effectiveness of this replacement therapy in RDEB. Gene therapy and cell therapy are even more expensive approaches currently being investigated.

What would you say to your fellow ISD members who are considering volunteering with HOW or another likeminded non-profit organization?

Dr. Murrell: It is very rewarding emotionally to be able to contribute your knowledge to underserved populations. HOW is taking care of orphans in Vietnam with a number of different rare conditions, one of which is EB. If you have a good local contact in need of your help, such as HOW, you will be safe going wherever it is that you are needed to assist. Usually such visits are planned months in advance to make the most of your time. ISD members are multilingual from many different backgrounds, and our organization is unique in dermatology with its focus on assisting and educating with regards to skin conditions in deprived countries.

HOW has four major programs – “Education For Life”, “HIV/AIDS and TB Program”, “Nutrition For Life Program”, and the “Starfish Program”. Visit www.helpinghow.com to learn more about each program.

ISD Mentorship Program Offers Valuable Journey for Young Dermatologist from Uganda

For ISD mentorship awardee Dr. Fiona Namutebi of Uganda, winning an ISD mentorship scholarship offered her an incredible opportunity to see how the rest of the world practices dermatology. Her journey started on a cold morning in August 2014 aboard the SAA to Durban, South Africa, where she met a great team of dermatologists at King Edward Hospital Skin Clinic, University of KwaZulu-Natal, headed by her mentor, Dr. Ncoza Dlova.

Together with Dr. Nokubonga Khoza, Dr. Dlova organized her rotations so as to optimize her short attachment and maximize her clinical exposure. During Dr. Namutebi's three-month stay, she got involved in the department's academic program that included attending a daily general dermatology clinic, weekly ward rounds, pediatric dermatology clinic, bullous clinic, phototherapy clinic, dermatopathology slide viewing, registrar tutorials and journal clubs.

Dr. Namutebi relished the opportunity to observe and perform minor dermatologic procedures, such as skin biopsies, minor excisions, electrocautery and cryotherapy procedures, as well as rotating through Dr. DK Naidoo's private dermatology clinic. There, she gained exposure to some of the equipment that the public hospitals do not have, including photodynamic therapy, lasers, and some cosmetic procedures. In addition, rotating through other peripheral public hospitals, such as Prince Mshiyeni Memorial Hospital and Albert Luthuli Hospital, gave Dr. Namutebi a chance to learn how to manage different dermatologic conditions using medications and technologies that are not available in Uganda.

Another major highlight for Dr. Namutebi was attending the Dermatology Society of South Africa Annual Congress in Johannesburg, where she interacted with and learned from international dermatologists.

Dr. Namutebi is grateful to the ISD program and its volunteer members for the financial support, Dr. Dlova, Dr. Khoza, Prof. Anisa Mosam, and all the consultants, registrars and nurses at

“The experience was greatly enriching and quite an eye-opening one. I feel my knowledge of skin conditions and their management has been greatly enhanced. Thank you for the wealth of knowledge. Ngibonga Kankhulu!”

- Dr. Fiona Namutebi

the dermatology department, King Edward Hospital Skin Clinic, for making this happen and being so kind and welcoming.

Currently, Dr. Namutebi is a consultant dermatologist at the International Hospital Kampala, the largest multi-specialty private health care provider in Uganda. She is already utilizing some of the skills she learned during her mentorship – in particular, procedural dermatology and the management of chronic cutaneous diseases using newer treatment protocols. She has shared the knowledge gained with her colleagues both in the hospital and other private dermatology clinics.



From left to right: Prof. Anisa Mosam, Dr. Fiona Namutebi and Dr. Ncoza Dlova at the South African Annual Dermatology Congress, Johannesburg.

Over 1,000 Journeyed Across Nations for the 4th Continental Congress of Dermatology

The beginning of November 2014 brought much excitement from the congregations of the International Society of Dermatology (ISD) and the Philippine Dermatological Society (PDS). Congress organizers who worked tirelessly for many months have reaped the fruits of hard labor, from conception to planning and finally, the execution.

Sixty well-respected speakers in the specialty and subspecialties of dermatology – from Australia, Canada, Dubai, Germany, India, Israel, Malaysia, Nigeria, Philippines, Singapore, South Africa, Spain, Thailand and the U.S. – graced the Congress, sharing the latest updates in the field during 31 lecture sessions. More than 1,000 dermatologists attended this much-awaited “journey across nations”. It was truly a venue where minds met and new frontiers opened for each of the participants from all over the continent.

The intense interest in the Congress was evident from day one of the event down to the last day of the plenary sessions, as seen by the packed lecture halls! All the speakers’ time and effort in traveling to and from the Philippines, together with their preparation for their talks, were redeemed by the accolades they garnered from the Congress participants.

Much appreciated was the new session called “The Best of the *International Journal of Dermatology* and the *Journal of the Philippine Dermatological Society*” chaired by the current editors-in-chief of both publications, Prof. Rokea el-Azhary and Dr. Cindy Jao-Tan, respectively. A selection of excellent published case reports, clinical reports and reviews were presented by many of its well-renowned editors.

Nearly all fields of dermatological interest were equally tapped from the clinical, procedural and aesthetic aspects. Research paper presentations by local and international practicing dermatologists and residents-in-training were very well received. Other highlights of the event included the presentation of Dr. Vermen Verallo-Rowell (Philippines) as the year’s International League of Dermatological Societies’ (ILDS) recipient of its Certificate of Appreciation, the ceremonious Opening of the Congress and the superbly prepared Fellowship Night filled with Filipino talents showcasing traditional song and dance numbers that proved to be a crowd favorite. The PDS Organizing



Committee, led by Congress President Dr. Rosalina Nadela, is deep in its gratitude for the ISD support – especially to its Executive Committee who shared their expertise in the lecture sessions, headed by President Dr. Evangeline Handog, Secretary-General Dr. Nellie Konnikov, Treasurer Dr. George Reizner, Membership Committee Chair Prof. Thomas Ruzicka and Communications Committee Chair Prof. Dedee Murrell. While the Congress is over and done, memories will last forever. The Philippines may be a small country, but the Filipinos are big in heart!

“I am incredibly thankful to the ISD for this wonderful opportunity. It not only gave me the kind of exposure I was seeking but also provided me with the opportunity to listen to and interact with some of the accomplished individuals in the field of dermatology, which was a truly enriching experience. I came back motivated in more than one way. Receiving the Global Education Award was a dream come true!”

– Dr. Neha Dubey (Bhopal, India)

“The 4th CCD was a wonderful meeting with excellent scientific content, world-renowned speakers and a phenomenal reception! I thank the ISD for making it possible for me to attend this meeting by awarding me the Global Education Award. This also gave me the opportunity to catch up with my mentor Dr. Nellie Konnikov, whose constant motivation makes me strive for excellence in everything I do.”

– Dr. Mary Thomas (Bangalore, India)



The Best of *IJD* and *JPDS* Focus Session Speakers (L-R): Drs. Genuino, Mehregan, el-Azhary, Gibson, Tianco, Jao-Tan, and Tomecki



Focus Session on the Best of *IJD* and *JPDS* (L-R): *IJD* Editor-in-Chief Dr. el-Azhary with *JPDS* Editor-in-Chief Dr. Jao-Tan



Dr. Usha Khemani (India) Shares Her Unforgettable Experience at 4th CCD

Dr. Usha Khemani is an Associate Professor and Head of Unit 2, Grant Government Medical College Dermatology, Venereology and Leprology DVL Dept., Sir J.J. Group of Hospitals in Mumbai, India

Traveling to the Philippines to participate in the 4th Continental Congress of Dermatology (CCD) as the 2014 Maria Duran Fellow recipient was truly a dream come true. This was the first time that my dear mom and I traveled outside of India, and I found that the Philippines had it all – including the friendliest and most beautiful people I have ever met!

The 2014 CCD was a magnificent conference. I thoroughly enjoyed the focus sessions. The congress, as a whole, gave me the opportunity to meet the world-renowned faculty representing all corners of the world and it provided me a unique opportunity to gain an international perspective that matched the theme “A Journey Across Nations”.

ISD Member Honored by ILDS

Dermatologist and dermatopathologist Vermén M. Verallo-Rowell, MD (Philippines) received the International League of Dermatological Societies (ILDS) 2014 **Certificate of Appreciation** award on November 4, 2014, during the 4th CCD.

The ILDS awards the annual Certificate of Appreciation to only a few dermatologists to “recognize unique dermatologists who have made an outstanding contribution to improving the outlook for people with skin diseases, and whose contribution has been recognized as outstanding and well beyond what one might expect of a person in the course of his/her normal working life.” Recipients are selected based on the recommendations of ILDS-member national and international societies of dermatology.

Throughout her esteemed career, Dr. Verallo-Rowell has made an impact on clinical, academic, social and organizational dermatology at the national and international level. Since the 1980s, her pioneering research in the field of cosmetic and clinical dermatology has focused on studying the effects of sun, heat and light on skin, especially in the harsh conditions of the tropics. This research led to her continuing photo-patch testing studies on patients with melasma and pigmented photo contact dermatitis to UVA and Visible Light – leading to *in vivo* and *in vitro* testing of sunscreens that protect from both outdoor sun and indoor light.

As the invited speaker during the Maria Duran Symposium lectures, I presented the first Indian study on the efficacy of UVA1 therapy in the treatment of early mycosis fungoides with evaluation of clinical and histopathological changes. When I received the Maria Duran Fellow award in front of my mentor, my mother, it was a proud, humbling and emotional moment. Never in my wildest dreams did I expect to meet such great names in dermatology – names which I just read in textbooks and journals – who are such nice people while also being luminaries in the international community.

I’m looking forward to repeating this experience very soon, perhaps in Canada in 2015. Salamat! Thank you ISD and the Philippines for an unforgettable adventure!



Maria Duran Symposium (L-R): Dr. Ncoza Dlova (South Africa), 2014 Maria Duran Fellows Dr. Omotoyosi N. Ilesanmi (Nigeria) and Dr. Usha Khemani (India), 2014 Maria Duran Lecturer Dr. Rokea el-Azhary (USA), and Dr. Ma. Teresita Gabriel (Philippines)

“It is an honor to have been nominated by my peers and selected for this recognition. My work continues to be fulfilling, challenging, and always creative. The only thing I enjoy more is my family.”

– Dr. Vermén M. Verallo-Rowell

In thanking her colleagues in the Philippine Dermatological Society, Dr. Verallo-Rowell invited them to join her in doing more multi-center dermatological research that addresses the phototyping of the multi-heritage Filipino skin and the low incidence of skin cancer in Filipinos with light-to-medium brown skin color. She is pleased to report the response to her appeal has been very positive and already bearing fruit!



From left to right: Dr. Harvey Lui, member of the ILDS Board of Directors, presents Dr. Vermén M. Verallo-Rowell with her Certificate of Appreciation.



(L-R): Drs. George Reizner, Dedee Murrell, Larry Gibson, and Eli Sprecher



Open Forum Focus Session on Pearls in Procedural Dermatology:
Standing: Dr. Olbricht; Seated (L-R): Drs. Bince, Nadela, Galadari, and Dim-Jamora



ISD dermatologists and guests (standing L-R): Drs. Ruzicka, Konnikov, Sprecher, Mehregan, Handog, el-Azhary, Tomecki, Gibson, and Mr. Handog; (seated L-R): Drs. Matz, Trompeter, Junkins-Hopkins, Reizner, and Mrs. Tomecki



Four Days to Remember at 4th CCD



CCD Speakers (L-R): Drs. Rashmi Sarkar, Wendy Roberts, Harvey Lui, Prasad Kumarasinghe, Thomas Ruzicka, Dedee Murrell, Nellie Konnikov, Evangeline Handog, Rokea el-Azhary, Hassan Galadari, George Reizner, Kenneth Tomecki, Percy Naidu, Suzanne Olbricht, and David Mehregan.



PDS Officers and Board of Directors 2013-2014 (L-R): Drs. Pascual, Sarrosa, Arcilla, Ramos, Lavadia (Treasurer), Gabriel (Immediate Past President), Nadela (President), Ismael (Vice-President), Encarnacion, Macarayo (Secretary), Cumagun and Rivera




Officers of Philippine Dermatological Society (PDS) and ISD (L-R): Drs. Noemie Ramos, Ma. Angela Lavadia, George Reizner, Daisy Ismael, Donna Sarrosa, Rosalina Nadela, Nellie Konnikov, Thomas Ruzicka, Evangeline Handog, Dedee Murrell, Ma. Teresita Gabriel, Ma. Angel Cumagun, Ma. Juliet Macarayo, Bernadette Arcilla, and Lonabel Encarnacion



To enjoy more Congress photos, visit the ISD Facebook page.



Thumbs up for the 4th CCD! Standing (L-R): Drs. Todes-Taylor, Roberts, Handog, and Sarkar; Seated (L-R): Drs. Chow, Parikh, Thappa, and Sharma.



CCD Speakers and Research Paper Presenters





New Zealand Teledermatology Program Offers Patients Free Expert Consultations

An interview with ISD member Marius Rademaker BM FRCP(Edin) FRACP DM, Clinical Director, Dermatology Department, Waikato Hospital, Hamilton and Hon Associate Professor, Waikato Clinical School, Auckland Medical School, New Zealand, and his colleague Amanda Oakley MB ChB FRACP PGDipHealInf., a Dermatologist in the Dermatology Department at the same hospital and teaching institution.

Can you describe the need for teledermatology in New Zealand and what makes the country's geographical landscape conducive to telemedicine?

Geographically, New Zealand is long and narrow, making travelling to major centers difficult. About 20% of patients live more than 80km from a dermatologist. There are only 17 publicly funded dermatologists for the entire population of 4.5 million, meaning that access to free dermatology services is limited, with long wait times. New Zealand has the highest recorded national incidence of melanoma in the world. The well-developed primary care medical service is estimated to undertake 85% of dermatology consultations, but – like elsewhere – the expertise of general practitioners (GPs) is variable.

How did you first become involved in teledermatology?

We started with real-time video links in 1995. Since then, we have conducted more than 1,000 “interactive” consultations with four remote centres, 80-150 miles away. While these were successful, saving travel time for patients and specialist, consultations took as long as those undertaken face-to-face. Over the last 20 years, we have experimented and trialed a number of store-and-forward teledermatology systems, which are more efficient for dermatology.

Describe how your teledermatology programs work and how they help patients with skin conditions?

Besides casual e-mail and mobile messaging, we currently provide two organized teledermatology services to Waikato referring primary care physicians at no cost to the patient.

1. Virtual lesion clinic (teledermatoscopy): Primary care physicians' referrals for diagnosis and management of pigmented and non-pigmented lesions suspicious of skin cancer are triaged to a 'local' virtual clinic. Images (anatomic, macro and dermatoscopic) are taken by a trained nurse and are uploaded to a secure server using proprietary secure software (MoleMap NZ). These are then



Dr. Amanda Oakley




Dr. Marius Rademaker

downloaded by the diagnosing dermatologist, who makes a diagnosis, and arranges any secondary care that is needed. We currently see approximately 1,000 patients/year through the virtual lesion clinic, which is free to patients and referring doctors. The virtual lesion clinic has been incorporated within the Dermatology Department budget, and the diagnosing dermatologists do this within their contracted hospital time. Since 2010, we have diagnosed and managed 170 confirmed melanomas and over 800 keratinocyte carcinomas, while discharging 75% of patients back to the care of their GP.

2. Waikato Teledermatology: Using the charitable Collegium Telemedicus platform, primary care physicians can upload images and diagnostic/management questions which are then allocated to one of four dermatologists to respond to. The Collegium Telemedicus platform is free – the patient and referring doctor do not pay anything, and the diagnosing dermatologist does not receive any payment. We currently receive 30 referrals per month with median response times of 2-3 hours. As many GPs supply us with good dermatoscopic images, Waikato Teledermatology also accepts referrals for skin lesions. We reduce unnecessary excision of benign tumors in primary care and ensure appropriate management of skin cancers.

Since your teledermatology program began, what are some of your greatest accomplishments? What are a few of your biggest challenges?

Accomplishments: We have published and presented extensively on the value and benefits of teledermatology. Patients and



Dr. Rademaker and Dr. Oakley evaluate a suspicious skin lesion via their virtual lesion clinic.

referring primary care physicians universally appreciate the many benefits of the service. We have been able to deliver dermatology health care to many more patients at minimal cost.

Challenges: Technical challenges include poor images taken by referring physicians, but we are seeing improvements with the help of better cameras and new mobile devices. Integration into patient electronic records is technically straightforward yet has not yet been achieved due to bureaucratic barriers. Funding is the main challenge. Changes from traditional referral pathways require new coding systems, legislation, and support at the highest level.

How do you foresee teledermatology expanding in the future, both in New Zealand and in other areas of the world?

Store-and-forward teledermatology systems are slowly being introduced in many countries and expansion to become “usual care” is inevitable, as demand increases.

The Collegium Telemedicus platform was established in 2013 to help informal telemedicine networks provide health care in remote and low-resource settings. Similar software was developed by the Steering Group for worldwide telemedicine consultations by *Medicins sans Frontières* and *Swinfen Charitable Trust*. If readers are interested in setting up a network, see collegiumtelemedicus.org for further information.

The reach of mobile broadband is now 80% in developed countries and the rest of the world is not far behind. Recent increase in the image quality of smartphone cameras is making teleconsultation easier, quicker, and more demanding. To ensure that patients get safe and appropriate care, we must urgently develop secure, reliable and inexpensive systems within established referral networks. Human factors, not technology, are in the way.

Tehran Meeting Celebrates 50 Years of Success

A report by Prof. Alireza Firooz, Congress Scientific Vice-President, Tehran University of Medical Sciences, Tehran, Iran

The International Congress of Dermatology, Cosmetic and Laser Meeting held at the Olympic Hotel in Tehran, Iran, October 29-31, 2014, was an outstanding achievement with an exceptional collection of speakers, social events and contributions by industry. This three-day conference was sponsored through the Center for Research and Training in Skin Diseases and Leprosy, Tehran University of Medical Sciences, and the International Society of Dermatology (ISD).

The scientific program included both excellent Iranian speakers and a compliment of international speakers from Germany, Yemen, Canada, France, United States, United Arab Emirates, Kuwait, Egypt, Korea, Italy and India.

The highlight of the meeting was the celebration honoring Dr. Yahya Dowlati's 50 years of dedication to dermatological education, training and research. It was a moving event with heartfelt remarks from the Master of Ceremonies, Dr. Parviz Toosi, and one the eminent clergy, Hojjatolislam Doaie from Ettelaat Publishing. Additional tributes were offered by several prominent dignitaries from Iran, including Dr. Dowlati's dermatologist son, Dr. Bijan Dowlati. A past ISD mentee, Dr. Sidharth Sonthalia from India, added his congratulations and appreciation for Dr. Dowlati's international educational reach beyond Iran.



Participants sign a mockup of a new Iranian commemorative stamp featuring Dr. Dowlati to honor the occasion. The stamp was unveiled at the meeting and was to be put into service the following day.



From left to right: Dr. Ali Rajabi Estarabadi (US), Dr. Wilma Bergfeld (US), Dr. George Reizner (US), Dr. Keyvan Nouri (US), Dr. Sahar Ghannam (Kuwait), Dr. David Mehregan (US), Dr. Martin Kassir (US), and Vladimir Gorelov (Russia).



Dr. Yahya Dowlati (front row, fourth from right) with speakers, organizers and local dignitaries

ISD Co-Hosts 1st Transcaucasus International Congress on Photodermatology and Skin Cancer

The 1st Transcaucasus International Congress on Photodermatology and Skin Cancer was held in Tbilisi, the capital of Georgia, October 16-18, 2014.

The successful inaugural meeting was organized by the Georgian Association of Photodermatology and Skin Cancer, Tbilisi Medical Academy, and the International Society of Dermatology. Twenty faculty members, among them world-renown speakers from university hospitals in the U.S. and Europe, participated in the Congress and presented the latest information in the fields of general and aesthetic dermatology, dermatologic oncology, photodermatology and dermatosurgery. The Congress – which received an enthusiastic thumbs up from its 200 attendees – offered outstanding educational opportunities and hands-on practical training in the aforementioned fields.

The scientific program was filled with up-to-date information on clinical dermatology and comprehensive reviews



From left to right: Prof. Thomas Ruzicka (Germany), Dr. Tatyana Tatusyak (Ukraine), Dr. Irina Litus (Ukraine), and Prof. Lali Mekokishvili (Georgia)

on management of inflammatory and neoplastic skin problems. As part of the Congress, ISD Secretary-General Prof. Nellie Konnikov (USA) organized and directed the first pre-Congress hands-on course on dermatologic surgery held in the Caucasus region. About 45 dermatologists from Georgia, Azerbaijan, Ukraine, Kazakhstan, Belarus, and Russia were trained during this course.

The ISD supported the Congress with grants and endorsed it as a regional meeting of ISD. The grant enabled the special session of young dermatologists to take place during the Congress, and the authors of the three best case reports were selected to receive awards.



Drs. Nellie Konnikov (third from left) and George Reizner (third from right) enjoy the gala reception with dermatologists from Ukraine, Georgia, and Kazakhstan.



Participants of the first hands-on workshop on procedural dermatology in Tbilisi.

2015 Meetings Calendar

March 2015

Monday, March 23, 2015
ISD Reception at the AAD
Marriott Marquis
Room Golden Gate C2
5:30 p.m. - 7:30 p.m.
San Francisco, CA USA
RSVP at www.intsocderm.org

April 2015

Thursday, April 9 – Saturday, April 11, 2015
ACSICON 2015: 13th Annual
Conference of the Association of
Cutaneous Surgeons
Science City, Kolkata, India
www.acsicon2015.com

May 2015

Thursday, May 21 – Friday, May 22, 2015
IV Eurasian Congress of Dermatology,
Cosmetology and Aesthetic Medicine
Kazakhstan Association
of Dermatovenereologists,
Dermatocosmetologists
Astana, Kazakhstan
www.dermclinic.kz

June 2015

Monday, June 8, 2015
ISD Sister Society Meeting
23rd World Congress of Dermatology
(ILDS)
Vancouver, BC Canada
RSVP for the Sister Society at
www.intsocderm.org
Information on WCD at www.derm2015.org

July 2015

Tuesday, July 28 – Saturday, August 1, 2015
4th International Summer Academy of
Dermatology
Munich, Germany
<http://www.isa2015.com>

SAVE THE DATE!

April 18-22, 2017
XII International Congress of
Dermatology
Sheraton Hotel & Convention Center,
Buenos Aires, Argentina
Contact: icdbue2017@anajuan.com
For more info: <http://icdbue2017.com.ar/>

Make Plans to Attend XII International Congress of Dermatology in Buenos Aires, Argentina

Join your ISD colleagues from around the world for a world-class meeting not to be missed, as the International Society of Dermatology (ISD) hosts its XII ICD in beautiful Buenos Aires. The meeting will take place April 18-22, 2017, at the Sheraton Hotel & Convention Center and Plaza Hotel. ISD members can take advantage of significant savings with early registration discounted rates available until April 17, 2016.

The scientific committee is planning a wide variety of interesting and informative educational sessions that members have come to expect from the ICD. The preliminary main topics include:

- The Big Challenge: Precision Medicine (it's definition time!)
 - Concepts of molecular biology applied to dermatology for diagnosis, classification and treatment of cutaneous diseases
 - In a Globalized World, a Globalized Medicine – Knowing our differences, we approach medicine for everybody
 - Challenge of health care costs – Preparation in continuing medical education
 - A treatment for a Patient: Personalize Treatment
- Exciting social activities and tours of local sites will offer unmatched opportunities for camaraderie, culture and all-around good times! Check the XII ICD website for regular meeting updates at www.icd2017.com.ar.

Scientific Program Committee

Chairman:	Jorge Ocampo Candiani
Members:	ARGENTINA Ricardo Galimberti
	ARGENTINA Gastón Galimberti
	AUSTRALIA Dedee Murrell
	BRAZIL Omar Lupi
	BRAZIL Luna Azulay Abulafia
	COLOMBIA Maria Barona
	GERMANY Thomas Ruzicka
	INDIA Rajeev Sharma
	ITALY Alberto Gianetti
	SOUTH AFRICA Percy Naidu
	SPAIN Francisco Camacho
	UNITED KINGDOM Rod Hay
	USA Francisco Kerdel
	USA Steve Katz
	USA Jean Bologna
	VENEZUELA Ricardo Perez Alfonso





MEMBERS IN THE NEWS

The ISD proudly recognizes members who are accomplishing great things and fulfilling the mission of the ISD. Congratulations to all! Here's a sampling of a few recent notables:



Dr. Luitgard Wiest

Former ISD Vice President **Dr. Luitgard Wiest** (Germany) was inducted as an International Honorary Member of the American Dermatological Association (ADA). The ADA only inducts five international honorary members per year by a vote of the membership.



Dr. Roy S. Rogers

Dr. Roy S. Rogers III (US) will be honored with the American Academy of Dermatology's Master Dermatologist Award at the AAD Annual Meeting in San Francisco (March 2015). Dr. Rogers was recognized for his research, scholarly publications, and teaching – particularly of oral dermatology – and for his leadership contributions to dermatology. One Master Dermatologist is selected annually by the AAD.



Prof. Olivier Chosidow

Prof. Olivier Chosidow (France) completed his term as President of the French Society of Dermatology. ISD's membership from France is increasing, with several French members speaking at the ICD 2013 in New Delhi.


In Memoriam

The ISD lost a treasured friend, colleague and leader with the passing of **Dr. Marshall Blankenship** (US) on January 18, 2015. Dr. Blankenship served as an ISD Vice President and Board member, volunteering in numerous positions over the years including implementing the ISD website.

A strong advocate of dermatologic education throughout his career, Dr. Blankenship was honored by the ISD for his many contributions with the Marshall Blankenship Travel Award named in his honor. This award, which is offered in the spirit of fostering the next generation of leaders in global dermatology, was designed to help defray the travel and registration costs for a resident, fellow, young practicing dermatologist or dermatologist in-training to attend ISD's Tropical Dermatology Seminar held in Chicago in 2011.

In addition to his private practice in the Chicago area, Dr. Blankenship served as a faculty member at Northwestern University and Rush-Presbyterian St. Luke's Medical Center, where he retired as Professor Emeritus.

Dr. Blankenship leaves behind a legacy of quiet influence on the ISD. He touched the lives of many and will be dearly missed.



Marshall Blankenship, MD

"Dr. Blankenship was a kind, compassionate practitioner and educator in Dermatology. He was a great supporter of International Dermatology and especially of young dermatologists in developing countries. As Secretary-Treasurer of the Foundation for International Dermatologic Education for over 25 years, he worked tirelessly to get stipends to bring young dermatologists to the annual AAD meetings."

– Dr. James Ertle

"He is at peace now. Dr. Blankenship was secretary/treasurer of FIDE for several years in selfless devotion to its ideals. You could always count on him. I remember him enthusiastically organizing the croquet tournaments at all the dermatology meetings he attended."

– Dr. Sig Muller

"Dr. Blankenship made generous but unflamboyant contributions to the Developing World. He never sought the limelight but contributed and worked tirelessly for ISD."

– Dr. Terence Ryan



International Society of Dermatology

APPLICATION FOR MEMBERSHIP

Join online at www.intsocderm.org

(Please print or type clearly)

Name _____
(Last/Family) (First/Given) (Middle)

Institution _____

Address _____
(Street) (Apt. or Suite No.)

(City) (State/Region) (Postal Code) (Country)

Telephone _____ Fax _____
(Country/City Code) (Area Code) (Number) (Country/City Code) (Area Code) (Number)

E-mail _____ Birthdate _____
(Month/Day/Year)

Scientific Degree (e.g., M.D., M.B.B.S., Ph.D., M.S., B.S., etc.) _____ Gender: Male Female

1. I wish to join the ISD membership in the following category (please check only one):

INDIVIDUAL MEMBERSHIPS:

 Regular Member US \$125.00
This is the regular and usual membership of the Society. Annual dues of US \$125.00 include a subscription to the *International Journal of Dermatology*. May hold elective office and vote.

 E-Member US \$45.00
This is a new category of membership, which is available to members living and practicing in a Group A or Group B country as defined by WHO and the World Bank.* Available to those who are eligible, e-members will receive only electronic access to the *International Journal of Dermatology* and all correspondence will be electronic. (If you are a current member wishing to switch to this level, you need to contact the ISD office in order to change your membership status)
*A complete list of those countries can be found at <http://www.who.int/hinari/eligibility/en/>.

 Associate Member US \$75.00
This category is suggested for residents/medical students of any country, or dermatologists currently staying in developing countries (designated by OECD). Annual dues of US \$75.00 include a subscription to the *International Journal of Dermatology*. Associates cannot hold elected office or vote on Society matters.

 Individual Sponsoring Member US \$250.00
This category is for individuals who want to sponsor members from developing countries or trainees (residents) from any country. In addition to the privileges and benefit of the Regular Membership, the sponsor will receive an Individual Sponsoring Member certificate. The annual dues of US \$250.00 sponsor up to 2 Associate Members in addition to the sponsor's membership.

Sponsoring Members may select 1 or 2 eligible members to support or allow ISD to select from a list of eligible candidates.

 Let ISD select the sponsored members

 I would like to sponsor the following dermatologists and/or dermatologists in training. The names are listed below.

Sponsored Member Name: _____

Email: _____

Sponsored Member Name: _____

Email: _____

2. Payment is to be made in U.S. Dollars.

Indicate method of payment:

 Check payable in US \$ to: International Society of Dermatology

 Credit Card (preferable for applications made outside the U.S.; please complete the adjacent box)

3. Send completed application with payment by fax or mail to:

INTERNATIONAL SOCIETY OF DERMATOLOGY
8074 EAGLE WAY • CHICAGO, IL 60678-1080 USA

Phone: +1 386-437-4405 **Fax:** +1 386-437-4427

E-mail: info@intsocderm.org

Web site: www.intsocderm.org

Print clearly. Please check card type:

MasterCard Visa American Express

_____ **Card Number**

_____ **Expiration Date**

_____ **Cardholder's Name**

_____ **Signature**

INTERNATIONAL SOCIETY OF DERMATOLOGY

EXECUTIVE COMMITTEE

President

Evangeline Handog, MD (Philippines)

Executive Vice President

Jean Bolognia, MD (USA)

Secretary-General

Nellie Konnikov, MD (USA/Russia)

Assistant Secretary-General

Marcia Ramos-e-Silva, MD, PhD (Brazil)

Treasurer

George Reizner, MD (USA)

Chair, Communications Committee

Dedee Murrell, BMBCh, MD, FACD
(Australia)

Chair, Membership Committee

Thomas Ruzicka, MD (Germany)

Immediate Past President

Francisco Kerdel, MD (USA)

VICE PRESIDENTS

Luca Borradori, MD (Switzerland)

Paulo Rowilson Cunha, MD, PhD (Brazil)

Lawrence Gibson, MD (USA)

Abdul-Ghani Kibbi, MD (Lebanon)

Aldo Morrone, MD (Italy)

Keyvan Nouri, MD (USA)

Vinod K. Sharma, MD (India)

Gail Todd, MD, PhD (South Africa)

Shyam Verma, MD (India)

Oliverio Welsh, MD (Mexico)

DIRECTORS

Kassahun Bilcha, MD (Ethiopia)

Luiz G M Castro, MD, PhD (Brazil)

Hong-Duo Chen, MD (China)

Pavel Chernyshov, MD, PhD (Ukraine)

Nejib Doss, MD (Tunisia)

Yahya Dowlati, MD, PhD (Iran)

Mercedes Florez-White, MD (USA)

Xinghua Gao, MD, PhD (China)

Sima Halevy, MD (Israel)

Martin Kassir, MD (USA)

Louise Kronborg Andersen, MD (Denmark)

Sujith Prasad Kumarasinghe, MD (Australia)

Koushik Lahiri, MD (India)

Margarita Larralde, MD, PhD (Argentina)

Mojakgomo Hendrick Motswaledi, MD (South Africa)

Jorge Ocampo-Candiani, MD (Mexico)

Adebola Ogunbiyi, MD (Nigeria)

Azer Rashid, MD, PhD (Pakistan)

Rashmi Sarkar, MD (India)

Robert Schwartz, MD (USA)

Rekha Sheth, MD (India)

Jacek Szepietowski, MD, PhD (Poland)

Alin Laurentiu Tatu, MD, PhD (Romania)

Kenneth Tomecki, MD (USA)

Antonella Tosti, MD (USA/Italy)

ARCHIVIST HISTORIAN

Anthony Benedetto, DO (USA)